

Multiplication Masters



As third graders, we work hard to become Multiplication Masters. Students must be fluent in multiplication facts (0-12) and corresponding division facts. In fourth grade, instruction moves quickly into 2 and 3-digit multiplication and long division. Understanding the concepts of multiplication and division, along with having strong knowledge of basic facts will make it possible for students to be successful with these and other more advanced processes. We will also explore the concepts of multi-digit multiplication and division in third grade as well.


























The students will participate in the MULTIPLICATION MASTERS program. The students can move at their own pace through the program, but all students are expected to show fact mastery.

As Multiplication Masters, each student will be given a copy of the sheet pictured below in a plastic sleeve to place in their binder. Please keep this in the binder, but use it as a guide to help you monitor your child's progress. Individualized quizzes will be given each Friday on the set of facts each child is ready to master. When a student passes the quiz, they will receive a bracelet that matches their corresponding colored belt earned. These bracelets may be worn at school each day to show their pride and success as a master! When students have mastered all the facts through 12 they will earn a special Multiplication Master t-shirt!

The students should work for their belts in this order:

0 facts, 1 facts, 10 facts, 5 facts, 2 facts, 11 facts, 3 facts, 4 facts, 6 facts, 7 facts, 8 facts, 9 facts, 12 facts

I am a Multiplication Master!

Facts	Date	Color Your Belt	
0		white	
1		yellow	
0-1		yellow with white stripe	
2		orange	
0-2		orange with white stripes	
3		light green	
0-3		light green with white stripe	
4		dark green	
0-4		dark green with white stripe	
5		purple	
0-5		purple with white stripe	
6		light blue	
0-6		light blue with white stripe	
7		dark blue	
0-7		dark blue with white stripe	
8		brown	
0-8		brown with white stripe	
9		pink	
0-9		pink with white stripe	
10		red	
0-10		red with white stripe	
11		gray	
0-11		gray with white stripe	
12		black	
0-12		black with white stripe	
CONGRATULATIONS! You are a Multiplication Master!			

We will be working hard to practice our facts in class, but your child will need your help and support to become a Multiplication Master. Please use every opportunity to review the facts. The students themselves can review using the many online resources available on the class website and in Google Classroom.

Investing in a set of multiplication flash cards like these on Amazon would be very helpful because they can be divided into groups.



We highly recommend this app for a phone, iPad, or tablet to help with practice on the go:

Multiplication Flashcard Quiz and Match Games for kids in 2nd, 3rd, and 4th Grade Learning Flash Cards Free

by [Eggroll Games](#)

Thank you for helping your child become a Multiplication Master!

Blessings,

Mrs. Miller and Mrs. Williams